

Production Worksheet

Wilcom EmbroideryStudio - Designing

WITCHY LOGO CAP

Design: Witchy logo Cap




Title:

Stitches: 6,464
Height: 51.0 mm
Width: 114.0 mm
Colors: 3
Colorway: Colorway 1
Zoom: 1.00



Machine format: Tajima
Color changes: 2
Stops: 3
Trims: 12
Left: 57.0 mm
Right: 57.0 mm
Up: 25.5 mm
Down: 25.5 mm
EndX: 0.0 mm
EndY: 0.0 mm
Area 5812.7 mm²
Max stitch: 10.4 mm
Min stitch: 0.1 mm
Max jump: 7.0 mm


Stop Sequence:

#	N#	Color	St.	Code	Name	Chart
1.	2		4,671	1032	Velvet Violet	Madeira Classic 40
2.	3		6,115	1000	Black	Madeira Classic 40
3.	1		6,462	1068	Canary	Madeira Classic 40





Stop #: 1
Element:
Code: 1032
Name: Velvet Violet
Chart: Madeira Classic 40
Stitches: 4,671
Thread used: 34.58m



Stop #: 2
Element:
Code: 1000
Name: Black
Chart: Madeira Classic 40
Stitches: 1,444
Thread used: 6.37m



Stop #: 3
Element:
Code: 1068
Name: Canary
Chart: Madeira Classic 40
Stitches: 347
Thread used: 1.39m